

///ATOM PROFESSIONAL EDGER PARTS LIST

MODEL 560 PRO HONDA GX 35 • MODEL 580 PRO MITSUBISHI TLE33FA

KEY#	PART NO.	DESCRIPTION
1	40650	SCREW M5 X 36
2	40651	SCREW M6 X 16
3	40652	NUT NYLOC 5MM
4	42111	WHEEL SEAL 27.2 X 12.6
5	43105	BLADE (SET OF 2) 10.7"(271 mm)
6	43112	BLADE DRUM
7	43114	BLADE SHAFT DRIVE
8	43116	WASHER LARGE 12 X 45
9	43122	CROWN GEAR PRO
10	43128	WARNING LABEL-BLADE COVER
11	43155	MAIN BODY SHIELD
12	43163	NUT FLANGED 3/8" PRO
13	43172	NUT NYLOC 3/8" UNC
14	43176	PINION GEAR 25.5MM
15	43198	TRIGGER COMP SPRING
16	43199	SPRING SMALL
17	43218	3/8" FLAT WASHER
18	43227	GREASE
19	43452	HT.ADJ.ARM COMP SPRING
20	43719	DEBRIS DEFLECTOR SPRING
21	43790	SCREW M5.5 X 22mm
22	43860	BEARING 32 X 10 X 12 +4MM
23	43951BS	AV RUBBER ROUND
24	43955BS	AV RUBBER BODY
25	43965RN	HONDA AIR DEFLECTOR GX 35
27	44060	HANDLE TUBE
28	44302	HEIGHT ADJ ARM PIN
29	44304	WHEEL AXLE BOLT 3/8" X 5.5"
30	44305	WHEEL BEARING 28 X 8 X 12.8MM
31	44312	PRO CLUTCH DRUM
32A	48002	ENGINE HONDA GX 35
32B	63869	ENGINE MITSUBISHI TLE33FA-UJU
33	48100	OIL HONDA 100 ML
34	62843	HEX BOLT 3.5 X 1/4 BSW
35	62912	FLANGE DRUM HUB
36	62917	EDGER GEAR SEAL
37	62919	NUT NYLOC 1/4" UNC
38	63897RN	LH+RH PRO EDGER BODY SET
40	63808WE	SET BLADES COVER
41	62930RN	DEBRIS DEFLECTOR LIMITER BODY
42	62931RN	DEBRIS DEFLECTOR LIMITER CAP
43	62932RN	HEIGHT ADJ HANDLE

KEY#	PART NO.	DESCRIPTION
44	62933RN	WHEEL ARM EDGER
45	62934	TUBE WHEEL 94MM
46	62936WN	DUST CAP EDGER
47	62942RP	AV MOUNT PLATE PRO
48	62944	NUT M8 X 1.25
49	62968	CABLE CONNECTOR
51	62983	HARDENED WASHER 54 X 12.2 X 2
53	63002	THROTTLE CABLE 910+58
54	63017BS	RH HANDLE WITH RUBBER
55	63019BS	LH HANDLE WITH RUBBER
56	63020WE	CROSS BRACE
57	63021BP	RH HANDLE THROTTLE COVER
58	63883A	THROTTLE TRIGGER+INTERLOCK SET
60	63900MA	MANUAL PRO 2 & 4 STROKE
61	63028RP	PRO LH AV MOUNT
62	63029RP	PRO RH AV MOUNT
63	63030RP	PRO AV LH HANDLE SUPPORT
64	63031RP	PRO AV RH HANDLE SUPPORT
65	63033	NUT RECESSED M12 X 1.75 RH
66	63049	HEX BOLT 6.5 X 1/4 BSW
67	63184BS	PRO DEBRIS DEFLECTOR with rubber
68	63187BN	CAPTIVE PLATE 1/4" HEX PIECE
69	63488A	HANDLE KNOB (with 44006 nut)
70	63217BN	CLIP FOR HANDLE CABLE & WIRE
71	63219	LABEL-HOT MOTOR, CLEAN AIR FILTER AND OIL
72	63327	WASHER 26 X 6.6 X 1.6
73	63348	O-RING
74	63355	TERMINAL GROUND HONDA
75	63361RN	MOUNT ENGINE PRO
76	63363BS	WHEEL WITH TYRE
77	63400	ROCKER SWITCH WITH WIRE
78	63407	LABEL ATOM LAWN EDGER
79	63457	WASHER 1/4" X 1/2" X 1.6
80	63466	LABEL-HANDLE
81	63474	BEARING 32 X 10 X 12
82	63791	SPACER
83	63792	SHAFT MAIN PRO
84	43181	SCREW M5 X 12
85	43406	LABEL PROFESSIONAL
86	63951	LABEL 560
87	63952	LABEL 580

☆ **SERVICE ASSEMBLIES**
WE RECOMMEND FACTORY PRODUCED ASSEMBLIES FOR REPLACEMENTS, AS THEY ARE MORE ECONOMICAL BY SUBSTANTIALLY REDUCING LABOUR COSTS AND TIME TO REPAIR.

KEY#	PART NO.	DESCRIPTION
☆201	63433A	ASSY HANDLE RH RUBBER WITH #15, 16, 21, 53, 54, 57, 58, 77
☆202	63811ARN	ASSY PRO HEIGHT ADJ. ARM RED WITH #19, 21, 28, 43, 44, 73
☆203	63870A	ASSY PRO TYRED WHEEL WITH #4, 30(x2), 45, 76
☆204	63436ARN	ASSY PRO WHEEL ARM COMPLETE WITH #☆202, ☆203, 3, 17(x3), 20, 29, 34, 41, 42, 73
☆205	63807A	ASSY PRO SHAFT WITH #8, 12, 14, 31, 35, 81(x4), 83
☆206	63434ARN	ASSY PRO EDGER BODY WITH #1(x2), 2, 3(x2), 7, 9, 22(x3), 36, 38, 47, 78(x2), 82, 85, ☆205
☆207	48002A	ASSY ENGINE HONDA GX35 WITH #1, 2(x4), 32A, 48, 49, 71, 74, 79(x2), 84, 86
☆208	63869A	ASSY ENGINE MITSUBISHI TLE33FA-UJU WITH #2(x4), 32C, 75, 87
	63864ARN	ASSY PRO BODY EDGER COMPLETE WITH # ☆204, ☆206, 10, 21, 37, 40, 50, 72, 73, 78, 79 stage 3

FOR ENGINE PARTS LISTS AND EXPLODED VIEWS REFER TO WWW.ATOMINDUSTRIES.COM.AU

ATOM INDUSTRIES AUSTRALIA
9 Fred St. Lilyfield 2040 Sydney Australia
Tel: +61(0)2 9810 0194 Fax: +61(0)2 9810 6691
Email: sales@atomindustries.com.au
www.atomindustries.com.au

ATOM INDUSTRIES (NZ) Limited
FREECALL 0800 174 753 Fax: 0800 603 403
Email: sales@atomindustries.com.au
www.atomindustries.com.nz

Warranty for Atom Professional Edgers
Original sales docket must be shown as proof and date of purchase. Warranty exclusions: Not using genuine Atom replacement parts, eg Atom blades, etc; not following operator manual instructions, accidental damage, not following service instructions, normal wear and tear, abuse and rough handling.
Commercial Warranty: 1 year for parts and 6 months for labour from date of purchase.
Home Owner Warranty: 2 years for parts and 1 year for labour from date of purchase.

TO REPAIR THROTTLE TRIGGER ASSEMBLY

1. Remove 2 screws and remove cover and all parts. Re-assemble as follows.
2. Fit throttle inter-lock compression spring (Fig. 29).
3. Fit trigger compression spring then trigger. Front of Trigger spring fits over retainer post (Fig. 30).

FIG 29

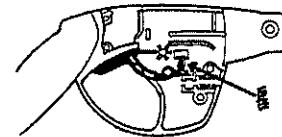
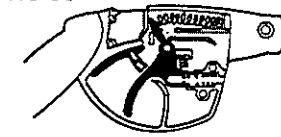


FIG 30



4. Fit throttle cable to position shown for model 560 (Fig. 31) and 580 (Fig.32)

FIG 31 - Model 560

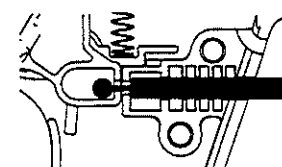


FIG 32 - Model 580

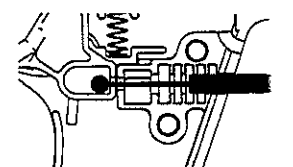
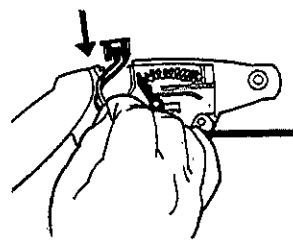
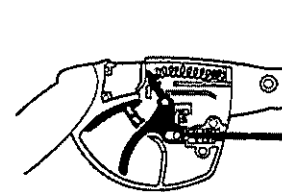


FIG 33




5. Push switch down into handle switch recess (Fig.33)

FIG 34

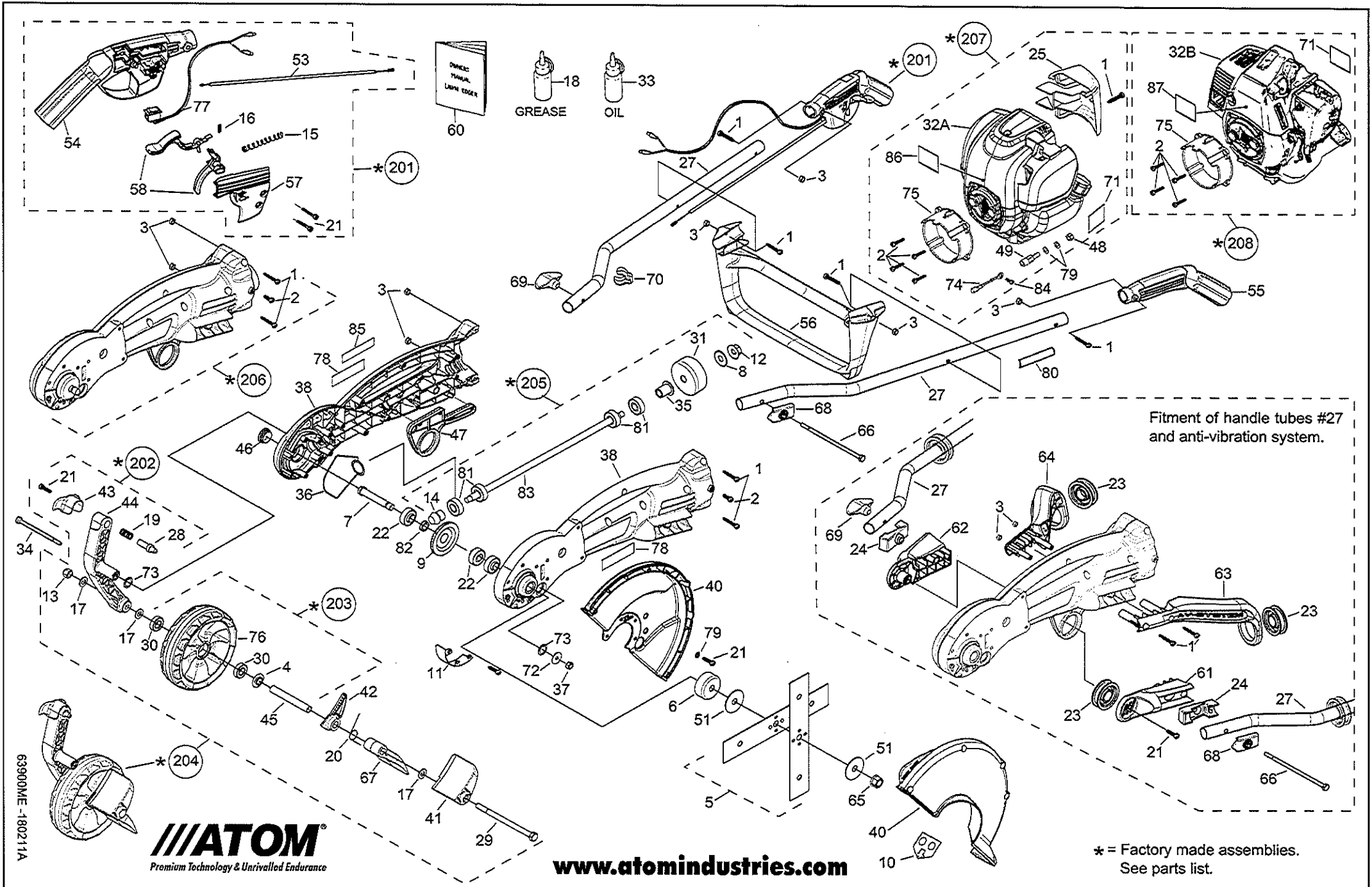


FIG 35



6. Hold trigger in place with finger until throttle cover is fitted (Fig. 34). Ensure throttle cover rear tabs (arrowed Fig. 35) engages underside of handle wall. It is then ready for screwing tight (with 2 screws).

///ATOM PROFESSIONAL EDGER MODELS No. 560 AND 580



63900ME-180211A